



Brushy Creek Custom Doors

Cabinet Doors - Drawer Fronts - Moldings - Accessories

*Custom Thermofoil & Wood Products for your
Kitchens, Baths, Closet Organizers, Garage
Storage Systems, and Office Furniture*



Product Guide

May 2009

Your Source for Custom Thermofoil & Wood Products

- Quality Products for Your Cabinets
- Custom Manufactured to Meet Your Schedule
- Made Accurately to Your Specifications
- Friendly Customer Service to Fulfill Your Needs

Welcome

We appreciate your interest in our company. With over 50 years of combined experience manufacturing in the woodworking industry, the three owners of Brushy Creek Custom Doors have established this company to manufacture products of an exceptional quality, completed quickly, and delivered to you on-time - all at competitive prices. We want to surpass your expectations, by providing you friendly, trustworthy customer service that is second to none.

Our state-of-the-art manufacturing facility uses CNC automation, along with bar code part tracking to assure your order is made exactly to your specifications and always shipped accurate and complete.

We look forward to building a long-term service-oriented relationship, that will add value to your business. If I can be of any assistance to you, please give me a call - (864) 877-9119 ext. 202 or email me - mark@bccdoors.com.

Best Regards,



Mark Sullivan
President
Brushy Creek Custom Doors

Physical Plant Address:

3383 Brushy Creek Road, Greer, South Carolina 29650

Visit our website to see a map showing our location.

Table of Contents

Ordering Guide	4 - 5
MDF & RTF Product Information	6 - 7
Melamine Back Colors & Wood Grains	8
RTF Colors & Wood Grains	9 - 11
MDF & RTF Raised Panel Doors & Drawer Fronts	12 - 16
MDF & RTF Contemporary Doors & Drawer Fronts	17 - 18
MDF & RTF Recessed Panel Doors & Drawer Fronts	18 - 19
MDF & RTF Palmetto Doors & Drawer Fronts	19 - 20
MDF & RTF Options	20
MDF & RTF Moldings	21
MDF & RTF Accessories	22 - 23
Hardware	24
Solid Wood Product Information	25
Solid Wood Doors & Drawer Fronts	26 - 27

On the Front Cover



Slab
Sunrise Edge
RTF - Wild Apple



Palmetto
Standard Panel Profile
RTF - Alpine White



Beaded Rls & Stls
Shaker Flat Panel
Wood - Alder



Beaded Rls & Stls
Standard Raised Panel
Wood - Red Oak

This Product Guide provides you product and technical information that you can use as a tool when ordering from Brushy Creek Custom Doors. Please note that the pricing and specifications are current as of the date shown on the front cover and may be changed at any time. Make sure that you have the latest catalog that is available to you. The latest version is always available as a download from our website: www.bccdoors.com.

Ordering Guide

Samples

We offer up to three sample doors at no charge. Larger sample orders will be supplied at a 30% discount. Please contact our sales department for more information.

Order Forms

For clarity and efficiency, please use the order forms supplied by Brushy Creek Custom Doors. These forms can be obtained from our sales department or downloaded from our website: www.bccdoors.com.

Placing your Order

For each order, please fill out the order form completely and mail, fax, or e-mail it to:

Brushy Creek Custom Doors
P.O. Box 1348
Greer, SC 29652-1348
Fax: (864) 877-9194
E-mail: orders@bccdoors.com



Customer service representatives are available by phone, (864) 877-9119, to assist you Monday through Thursday 8:00 a.m. until 5:00 p.m. and Friday 8:00 a.m. until noon. Orders received by phone will be carefully repeated back to you, and will be considered correct, firm, and confirmed. Please give us the exact door size in inches or millimeters on all orders.

New Accounts

Orders must be prepaid on all new accounts. These orders will not be placed into production until payment has been received. To open an account, please submit a completed Customer Information Sheet. Upon receipt, a customer service representative will contact you with details regarding your account.

Order Confirmations

Orders are accepted 24 hours a day. Confirmations are normally faxed within 24 hours of our receipt of your order. If no confirmation is received after 48 hours, please **CALL** us to verify that we have received your order. Please check your confirmation for accuracy and call us within 24 hours to make any necessary corrections or changes.

Changes and/or Cancellations

Changes or cancellations must be received in writing and will be acknowledged upon receipt. These must be received within 24 hours from receipt of confirmation. Once the order has been placed into production, any changes or cancellations will be at the customer's expense.

Lead Times

The lead time for standard door styles and colors is 5-7 business days. True square corner, Jefferson, and Palmetto panel profiles may require longer production time. Contact our customer service department for any special needs that you may have.

Rush Orders

Rush orders will be accepted whenever possible. A 20% charge will be added to each rush order. These orders are considered firm and no changes can be made once the order has been placed. Once the order is received, cancellations or changes will be at the customer's expense. Certain door styles and colors cannot be rushed due to production time and material availability. Please call ahead for more information on these particular styles and colors.

Packaging

We package and ship our product according to the size and quantity of each order. If you have special packaging requirements, please contact our customer service department with details.

Delivery Methods & Charges

All prices are FOB Greer, SC. Typically, smaller orders are shipped via UPS. Larger orders are shipped on skids via common carrier to a specified address or held at the carrier's terminal for pickup. Please indicate when ordering if you have special receiving requirements for your delivery. Deliveries made to residential locations will incur additional charges by UPS and common carriers.

Pickup orders must be claimed within five days of the scheduled due date. A storage fee of up to \$50 per month may be added to orders left over 30 days. Brushy Creek Custom Doors is not responsible for orders left in pickup area beyond the original scheduled due date.

Order Receipt

Brushy Creek Custom Doors strives to ship all orders accurately and on time. We make every attempt to insure all orders are produced correctly. However, final inspection of the product is the responsibility of the customer upon receipt.

Shipping Damage

When a shipment arrives at your location, examine the packaging carefully. If there is evidence of damage or you suspect that there may be hidden damage, open the package immediately in the driver's presence. If you find damage, note it on the shipping document. Do not let the driver leave until you have done so. If you do not have time to inspect your product when it arrives, note on delivery receipt that you did not inspect it. You must inspect the product within 24 hours and notify customer service of any damage claim.

Order Discrepancy / Reworks

Please inspect your entire order to ensure the condition of your product is acceptable and that the quantity and sizes agree with your order confirmation. If there are any discrepancies or quality issues, please report them to us immediately.

In the event that you receive our product with any defect due to damage or as a result of our error, contact us immediately. You will be asked to give a brief description and also will need to provide the date your order was received along with the order number for reference. We will ship remakes at no charge via regular shipping within three business days. We may request the faulty product to be returned for inspection.

Invoices / Payments

A final invoice will be mailed, faxed, or e-mailed to you. Payment is expected to be made to Brushy Creek Custom Doors within the terms on your account. We accept payments via money order, cashiers check, company check (approved by credit department), VISA, MasterCard, Discover Card, or American Express.

MDF & RTF Product Information

Board Specifications

The highest quality double-refined Medium Density Fiberboard (MDF) is used to provide a smooth surface and superior rout quality on all parts that we manufacture. The back of your parts can be a raw MDF surface, white melamine, or a melamine in one of many solid colors or wood grains.

RTF Specifications

We offer a wide selection of thermofoils that include several variations of whites, vibrant and contemporary solid colors, realistic wood grains, metallics, and abstracts. Our thermofoils are purchased from reliable industry recognized manufacturers. Upon arrival at our facility, each roll of foil is tested for consistency in color and texture.

Cleaning

RTF parts should be cleaned with water and either a soap-based or alcohol-based cleaning agent. Denatured alcohol is an especially good RTF cleaning agent. DO NOT USE ammonia, lacquer thinner, or any other product containing acetone, as these will damage the surface of the RTF. Avoid any abrasive rubbing materials or scrubbing pads, as they will scratch the surface. Brushy Creek Custom Doors is not responsible for any damage that is caused by abrasive cleaning agents or processes.

Heat Advisory

Because of the affect hot air can have on RTF products, you must allow adequate room or install a non-RTF filler between RTF doors / drawers and any stove or oven. Also, advise homeowners to open all doors & fronts near an oven when (1) operating the self-cleaning mode or, (2) broiling with the oven door open or, (3) boiling for a significant period of time. This should allow excess heat to vent away from the doors and drawers, reducing the chance of damage. Obvious heat related damage will void any warranty provided by Brushy Creek Custom Doors.



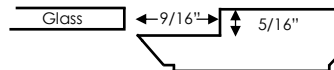
Warranty

MDF & RTF products that are manufactured and/or sold by Brushy Creek Custom Doors are warranted against defects in the manufacturing process for a period of 5 years from the date of the original invoice. Complete warranty information, including all terms and conditions, is contained in our Warranty Certificate that is available via download from our website: www.bccdoors.com or via mail by contacting a customer service representative.



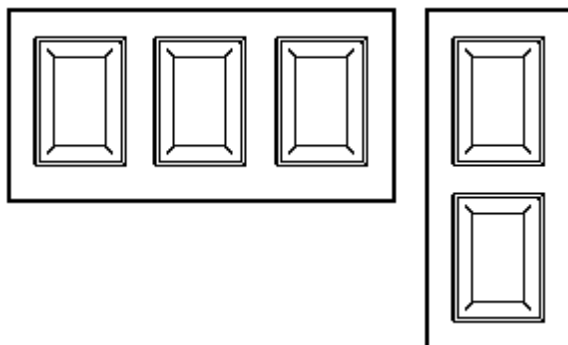
Design Specifications

- ◆ All doors and drawer fronts are 3/4" thick. Standard rails and stiles are 2 1/2" wide on doors. On raised or recessed panel drawer fronts the standard left and right stiles are 2 1/2" wide and the top and bottom rails are 1 1/2" wide.
- ◆ Doors and drawer fronts are manufactured to within +/- 1/32" of the size that you order.
- ◆ Door and drawer front minimum sizes: 5 1/2" wide x 5 1/2" high
- ◆ Door and drawer front maximum sizes: 48" wide x 96" high
- ◆ Frames are available **routed** or **not routed** on the back to receive your glass. Please specify your choice. The back rout is 5/16" deep by 9/16" wide and the routed area is unfinished.



Cost Calculation and Additional Options

- ◆ Retail prices shown are per square foot. To calculate the cost of each door, first round the actual square footage of each door to the nearest tenth. Multiply the square footage amount by the price shown. The retail cost per door is rounded to the nearest penny.
- ◆ Frames are available for all panel profiles for an additional \$10 per opening.
- ◆ Non-standard rails or stiles are available for an additional charge of \$10 per piece.
- ◆ Special edging (1, 2, or 3 sides only) is available for an additional charge of \$10 per piece.



Order as doors. Indicate your specifications in the changes column on the order form regarding number, size & location of panels, rail & stile sizes, & special edging.

- ◆ 2 1/2" rails & stiles and 3" panel divider rails & stiles are standard unless otherwise specified.
- ◆ Panels will be divided equally unless otherwise specified.
- ◆ Multi-panel edging will match other doors unless otherwise specified.

Melamine Back Colors and Wood Grains

Color	Add per Sq Ft	Brushy Creek Custom Doors Best Matching Vinyl	Matching Roseburg Melamine
White	\$0.00	03-Alpine White	#811 Oxford White
Solid Colors			
Almond	\$1.25	02-Almond	#203 Almond
Antique White	\$1.25	05-Antique White, 51-Smooth Antique White	#856 Antique White
Black	\$1.25	09-Black, 22-Ebony Lithia	#222 Black
Folkstone Gray	\$1.25	25-Folkstone Gray	#108 Folkstone
Wood Grains			
Blonde Maple	\$2.50	11-Blonde Maple	#368 Blonde Maple
Caramel Apple	\$2.50	15-Caramel Apple, 39-Natural Wild Apple	#661 Caramel Apple
Chocolate Apple	\$2.50	18-Chocolate Apple	#663 Chocolate Apple
Golden Pear	\$2.50	28-Golden Pear, 40-Pearwood	#641 Swiss Pear
Hard Rock Maple	\$2.50	30-Hard Rock Maple, 38-Natural Maple	#476 Oxford Hard Rock Maple
Honey Maple	\$2.50	32-Honey Maple	#319 Pacific Maple
Mahogany Impressions	\$2.50	36-Mahogany Impressions	#404 Mahogany Impressions
Napa Cherry	\$2.50	37-Napa Cherry	#340 Napa Cherry
Royal Mahogany	\$2.50	43-Royal Mahogany, 35-Mahogany	#317 Royal Mahogany
Summer Flame	\$2.50	55-Summer Flame	#665 Wild Apple
Vanilla Apple	\$2.50	56-Vanilla Apple	#659 Vanilla Apple

Solid Colors and Wood Grains Note: The solid colors and wood grains listed above may only be available in a limited supply. Lead times on these may also be extended. Always check availability and lead times before placing your order.

Brushy Creek Custom Doors reserves the right to discontinue any board melamine color or RTF color due to the lack of availability from its suppliers.

RTF Colors and Wood Grains

Pricing Group	Rigid Thermofoil Color	Matching Melamine Back Available	Possible Laminate Matches <small>W-Wilsonart, P-Pionite, F-Formica, N-Nevamar</small>	Possible Melamine Matches <small>R-Roseburg, FL-Flakeboard, ME-Melaface, FD-Funder, PA-Panolam, PV-Panval, T-Tafisa</small>
A	03-Alpine White	STOCK	W-Frosty White 1573-60 <u>Vertical Grade</u> , F-949, P-SW811	R-Ice White W812, ME-Alpine 1204, FL-White W300
A	26-Frosty White		W-D428/1573, N-5-7-36	PA-Oxford White, R-#11 White
A	41-Polar White		W-Frosty White 1573-60	
B	02-Almond	STOCK	W-D30, F-920, N-5-2-85	R-#203 Almondine, PA-Natural Almond
B	05-Antique White	STOCK	W-1572, F-932, N-5-7-5	R #109 Antique White, PA-Antique White S463
B	09-Black	STOCK	N-Jett Black S-6-53CR, W-1595	R-#6 Black, FL-Black U002
B	13-Brushed Stainless			R-#514 Silver Frost
B	21-Designer White		W-Designer White D354-60	PV-Designer White, PA-True White
B	22-Ebony Lithia	STOCK	N-Jett Black S-6-53CR, W-1595	R-#6 Black, FL-Black U002
B	23-Embossed Black Wood			
B	24-Embossed White Wood		W-Frosty White 1573-81 Cath. Grain	
B	25-Folkstone Gray	STOCK	W-D 381, F-927, N-5-6-37	FL-Folkstone U601, R-#108 Folkstone Grey S212
B	29-Graphite			
B	42-Rosey Red			
B	45-Sandstone		W-Neutral Glace 4143-60	ME-Neutral Glace 6811W (Close Match)
B	50-Silver			
B	59-White Sand		W-White Sand D403-60	PV-Antique White 810
C	01-Alabama Cherry	AVAILABLE		R-#408 Alabama Cherry
C	04-American Black Walnut	AVAILABLE	W-16022	R-#701 American Black Walnut, PA-W194
C	06-Appalachian Oak		W-Solar Oak 7816-60	FD-Solar Oak A212, FL-Sliced Red Oak A212

RTF Colors and Wood Grains (Continued)

Pricing Group	Rigid Thermofoil Color	Matching Melamine Back Available	Possible Laminate Matches <small>W-Wilsonart, P-Pionite, F-Formica, N-Nevamar</small>	Possible Melamine Matches <small>R-Roseburg, FL-Flakeboard, ME-Melaface, FD-Funder, PA-Panolam, PV-Panval, T-Tafisa</small>
C	07-Artistry Elm		Call Alpha & Omega Supply 239-334-7900	FD-Artistry Elm 447
2X's C	08-Brown Leather			
C	10-Black Cherry	AVAILABLE	F-7759	R-#406 Black Cherry
C	11-Blonde Maple	STOCK		R-#368 Blonde Maple
C	14-Captiva Maple		W-Sanibel Maple 7908-60	PA-Captiva Maple, PV-Captiva Maple
C	15-Caramel Apple	STOCK		R-#661 Caramel Apple, T-Candlelight
C	16-Caravan Blue			
C	12-Carbon Fiber	AVAILABLE		R-#799 Carbon Fiber
C	17-Castle Oak	AVAILABLE	W-7928	R-#363 Castle Oak
C	18-Chocolate Apple	STOCK		R-#663 Chocolate Apple, T-Chocolate
C	19-Chocolate Cherry	AVAILABLE		R-#706 Chocolate Cherry
C	20-Countryside Pine			
C	27-Geneva Pear		P-WE261 White Elm, W-Manitoba Maple 7911	FL-Hard Rock Maple, PA-Riviera W268
C	28-Golden Pear	STOCK	P-Pearwood WX031, N-WM-8342	R-#641 Swiss Pear, FL-Pearwood
C	30-Hardrock Maple	STOCK	F-756	PA-Fusion Maple W 268, R-#476 Hardrock Maple
C	31-Hayward Cherry		W-Wild Cherry, P-Oiled Cherry WC421	FL-Oiled Cherry, FD-Wild Cherry 754
C	32-Honey Maple	STOCK	P-WM951 Honey Maple, W-10745	R-#319 Pacific Maple, PA-Backwoods Sycamore W689
C	33-Hunter Green			
C	34-Jubilee Cherry	AVAILABLE		R-#707 Jubilee Cherry
C	35-Mahogany		No Approximate Match	PA-Field Cherry W684, GP-Regal Mahogany G362


RTF Colors and Wood Grains (Continued)

Pricing Group	Rigid Thermofoil Color	Matching Melamine Back Available	Possible Laminate Matches	Possible Melamine Matches
			W-Wilsonart, P-Pionite, F-Formica, N-Nevamar	R-Roseburg, FL-Flakeboard, ME-Melaface, FD-Funder, PA-Panolam, PV-Panval, T-Tafisa
C	36-Mahogany Impressions	STOCK	W-7040, F-7088, N-H-8-343	R-#404 Mahogany Impressions
C	37-Napa Cherry	STOCK	P-WM951, W-685	R-#340 Napa Cherry
C	38-Natural Maple	STOCK	F-Natural Maple 756	R-#476 Hard Rock Maple, PA-Country Maple W256, PV-Hardrock Maple 992
C	39-Natural Wild Apple	STOCK		T-Candlelight L421
C	40-Pearwood	STOCK	P-Pearwood WX031, N-WM-8342	R-#641 Swiss Pear, FL-Pearwood
C	43-Royal Mahogany	STOCK	F-Acajou Mahogany 7008-43	R-#317 Royal Mahogany, PA-Nobel Mahogany
C	44-Rustic Alder	AVAILABLE	W-16025	R-#700 Rustic Alder
C	46-Sanibel Maple		W-Sanibel Maple 7908-60	PV-Captiva Maple, PA-Captiva Maple
C	47-Savannah Cherry	AVAILABLE		R-#437 Savannah Cherry
C	48-Serene Cherry	AVAILABLE	N-W-8-294 P-WC411	R-#405 Serene Cherry
C	49-Sienna Wild Apple			
C	51-Smooth Antique White	STOCK	W-Antique White 1572-60	R-Antique White, PA-Antique White S463
C	52-Smooth White		N-S 724 White, P-Winter White SW836	ME-Alpine 1204, GP-Oxford White W811
C	53-Solar Oak		W-Solar Oak 7816-60	FD-Solar Oak A212, FL-Sliced Red Oak A212
C	54-Spiced Fruitwood	AVAILABLE		R-#668 Spiced Fruitwood
C	55-Summer Flame	STOCK	P-Sunset HP 336, N-W-8-294	R-#665 Wild Apple, T-Summer Flame
C	56-Vanilla Apple	STOCK		R-#659 Vanilla Apple, T-Secret
C	57-Vanille Creme	AVAILABLE	W-Chiffon D301-60	PA-Chiffon S730
C	58-White Dunes		F-7182-58 Dunewood	
C	60-Wild Cherry		F-Wild Cherry 5904-43	

MDF & RTF Raised Panel Doors & Drawer Fronts

Raised Panel Door or Drawer Front Styles

Door Styles



SQUARE

CATHEDRAL

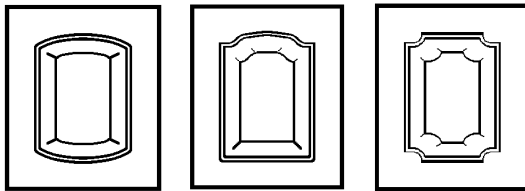
ARCH

HALF-ROUND

ROMAN ARCH

OVAL

DOUBLE CATHEDRAL



DOUBLE ARCH

REGAL

PROVINCIAL

Drawer Front Styles



SLAB

RAISED

Raised Panel Profiles

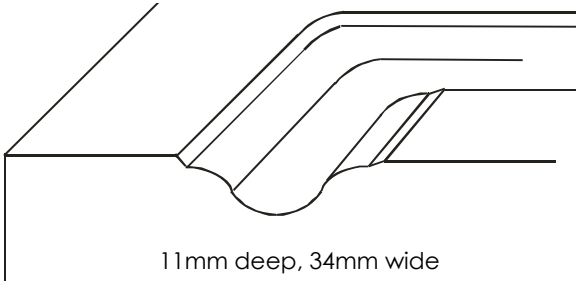
Four Different Categories of Raised Panel Profiles:

- ◆ Round Corner Panel Profiles
 - Lowest Price of all Raised Panels
 - Available in all Styles Shown Above
- ◆ Routed Square Corner Panel Profiles
 - Square Inside Corners are CNC Routed
 - Sharp Lines Give Exquisite Detail
- ◆ Small (1/16") Radius Corner Panel Profile
 - Economical Alternative to Traditional 5-Piece Raised Panel Fronts
 - Small Inside Corners are CNC Routed
- ◆ Panel Profiles with Inside Corner Options
 - Traditional Styling
 - Three Inside Corner Options Available for each Profile

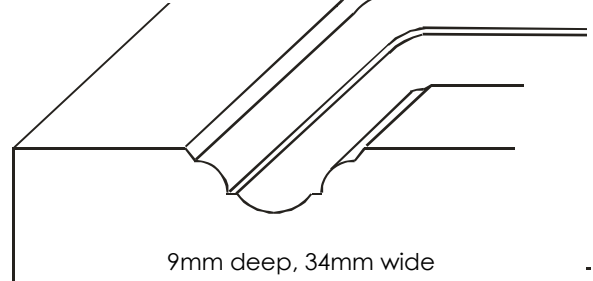
(Pricing is determined by the Panel Profile and then the Material Category)

Round Corner Panel Profiles

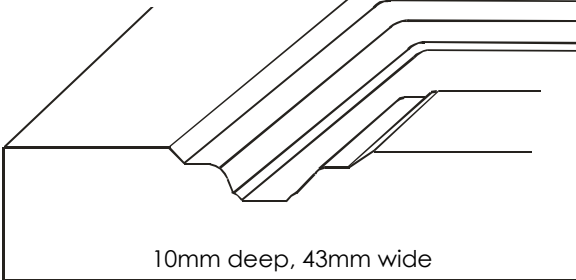
CONTOUR



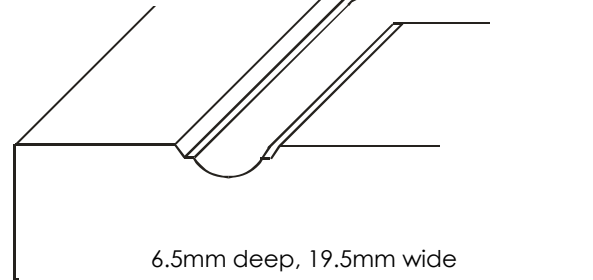
SOLO-CUT



WINDSOR



SOLO-LITE

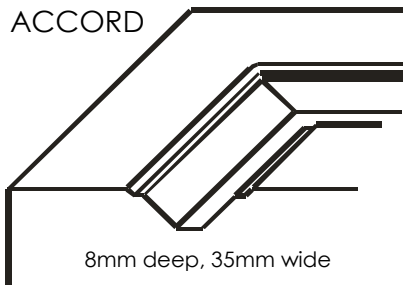


Retail Pricing (per Sq Ft) Minimum 1 Sq Ft	RTF A	RTF B	RTF C	MDF	MDF W/ WHT MEL
Round Corner Doors	\$ 15.30	\$ 17.28	\$ 19.10	\$ 8.24	\$ 9.06
Slab Drawer Fronts	\$ 14.70	\$ 16.62	\$ 18.38	\$ 7.06	\$ 7.88
Round Corner Drawer Fronts	\$ 19.76	\$ 22.34	\$ 24.70	\$ 10.70	\$ 12.74

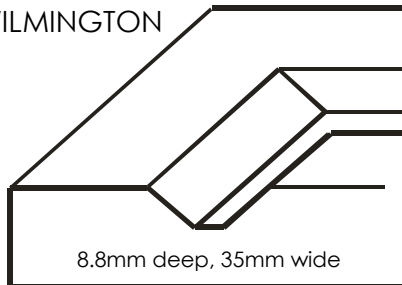
Routed Square Corner Panel Profiles

Available in Square, Cathedral, Arch, and Roman Arch Styles

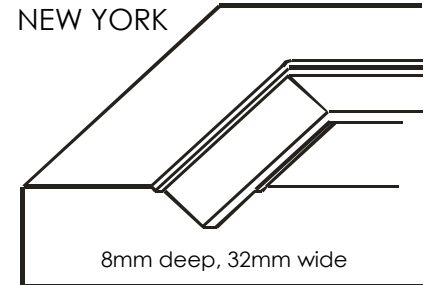
ACCORD



WILMINGTON

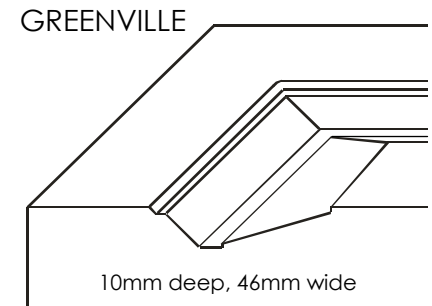
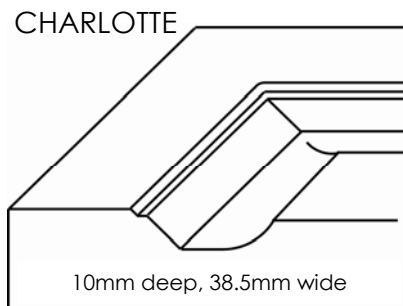
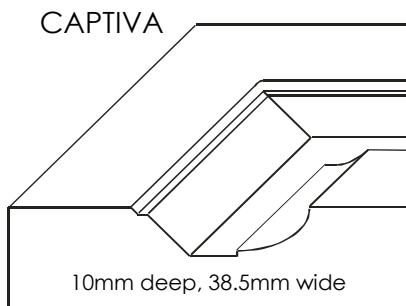
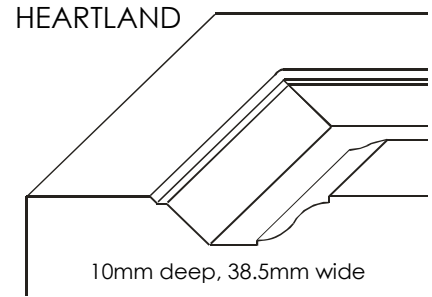
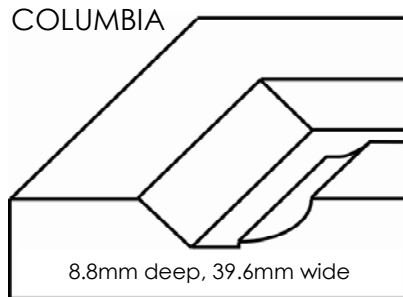
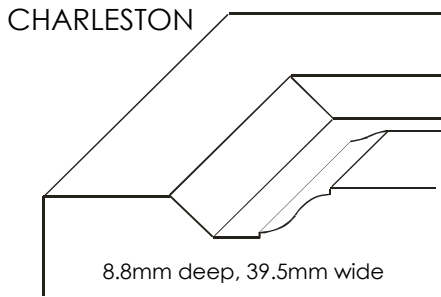


NEW YORK



Routed Square Corner Panel Profiles (Continued)

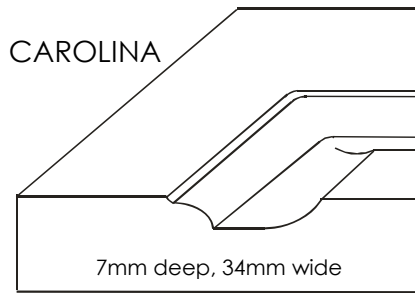
Available in Square, Cathedral, Arch, and Roman Arch Styles



Retail Pricing (per Sq Ft) Minimum 1 Sq Ft	RTF A	RTF B	RTF C	MDF	MDF W/ WHT MEL
Accord, Wilmington, New York, Charleston, and Columbia Doors	\$ 17.88	\$ 20.22	\$ 22.36	\$ 8.82	\$ 9.64
Heartland, Captiva, Charlotte, and Greenville Doors	\$ 18.82	\$ 21.28	\$ 23.54	\$ 10.48	\$ 11.06
Slab Drawer Fronts	\$ 14.70	\$ 16.62	\$ 18.38	\$ 7.06	\$ 7.88
Accord, Wilmington, New York, Charleston, and Columbia Drawer Fronts	\$ 22.12	\$ 25.00	\$ 27.66	\$ 13.06	\$ 15.30
Heartland, Captiva, Charlotte, and Greenville Drawer Fronts	\$ 25.54	\$ 28.86	\$ 31.92	\$ 18.36	\$ 20.60

Small (1/16") Radius Corner Panel Profile

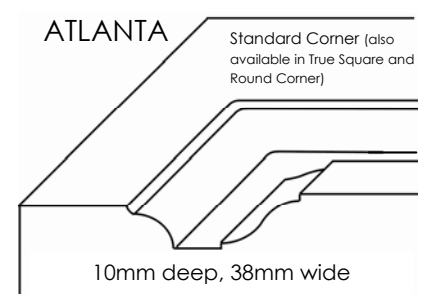
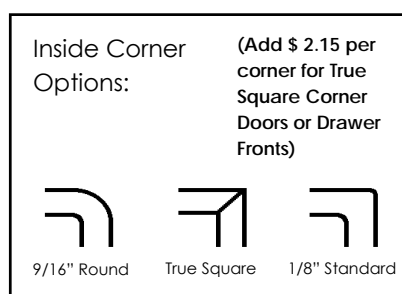
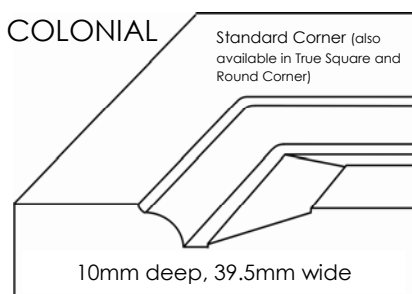

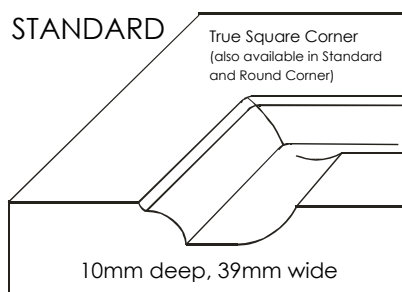
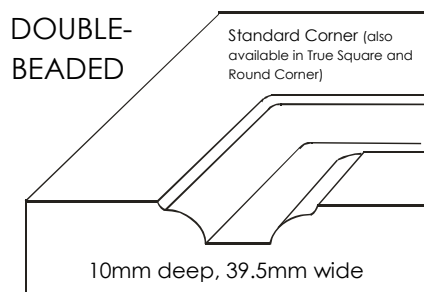
Available in Square, Cathedral, Double Cathedral, Arch, Double Arch, and Half-Round Styles



Retail Pricing (per Sq Ft) Minimum 1 Sq Ft	RTF A	RTF B	RTF C	MDF	MDF W/ WHT MEL
Carolina Doors	\$ 19.30	\$ 21.80	\$ 24.12	\$ 9.88	\$ 10.48
Slab Drawer Fronts	\$ 14.70	\$ 16.62	\$ 18.38	\$ 7.06	\$ 7.88
Carolina Drawer Fronts	\$ 22.12	\$ 25.00	\$ 27.66	\$ 13.06	\$ 15.30

Panel Profiles with Inside Corner Options

Available in Square, Cathedral, Arch, and Roman Arch Styles



Panel Profiles with Inside Corner Options (Continued)

Retail Pricing (per Sq Ft) Minimum 1 Sq Ft	RTF A	RTF B	RTF C	MDF	MDF W/ WHT MEL
Cnrn Option Doors	\$ 19.30	\$ 21.80	\$ 24.12	\$ 9.88	\$ 10.48
Slab Drawer Fronts	\$ 14.70	\$ 16.62	\$ 18.38	\$ 7.06	\$ 7.88
Cnrn Option Drawer Fronts	\$ 22.12	\$ 25.00	\$ 27.66	\$ 13.06	\$ 15.30

Raised Panel Outside Edge Profiles

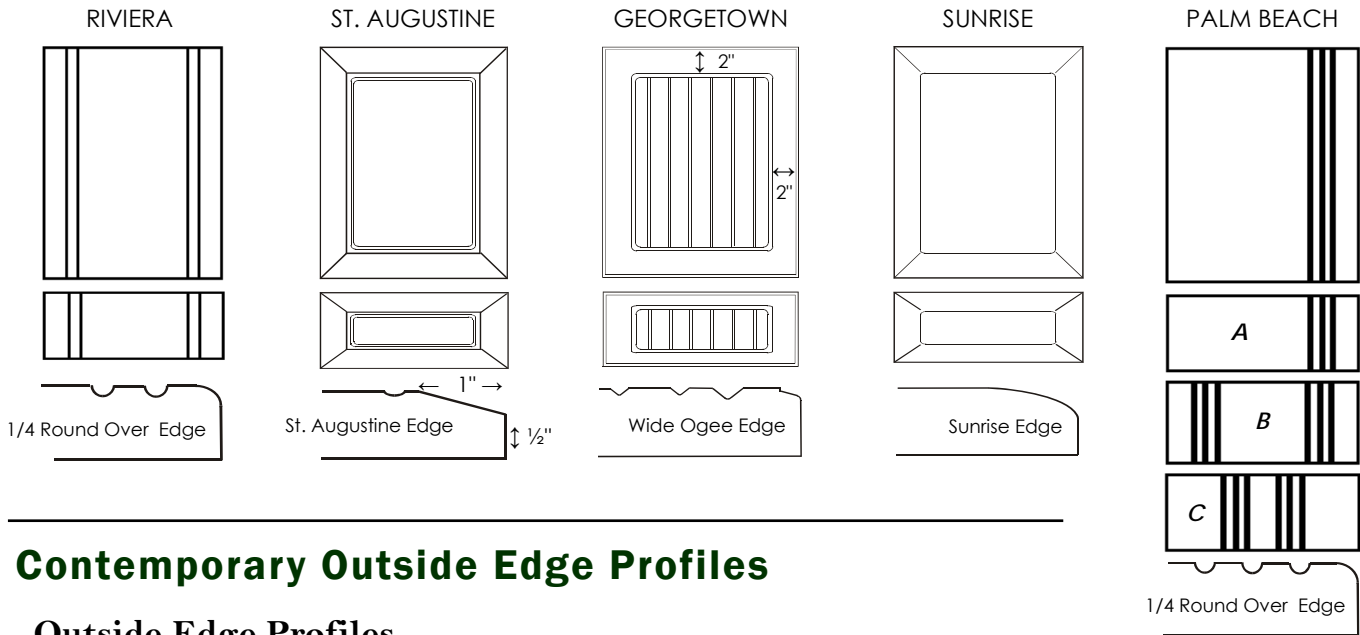
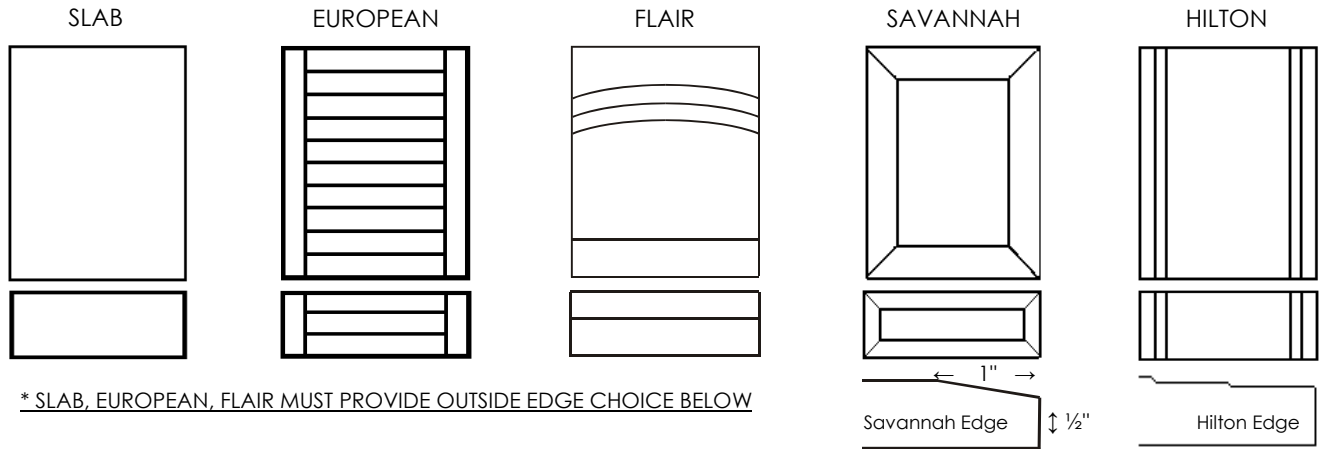
Outside Edge Profiles



MDF & RTF Contemporary Doors & Drawer Fronts

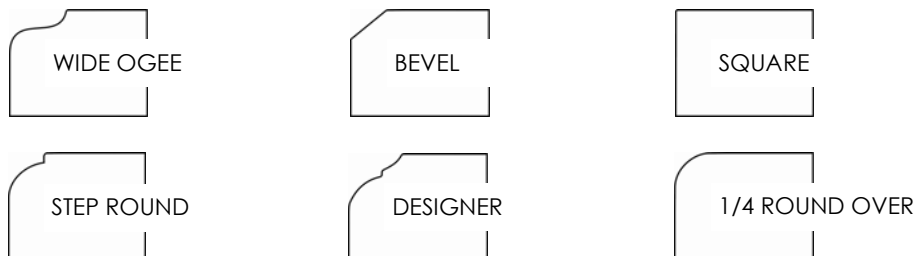
Contemporary Door and Drawer Front Styles

Door and Drawer Front Styles



Contemporary Outside Edge Profiles

Outside Edge Profiles



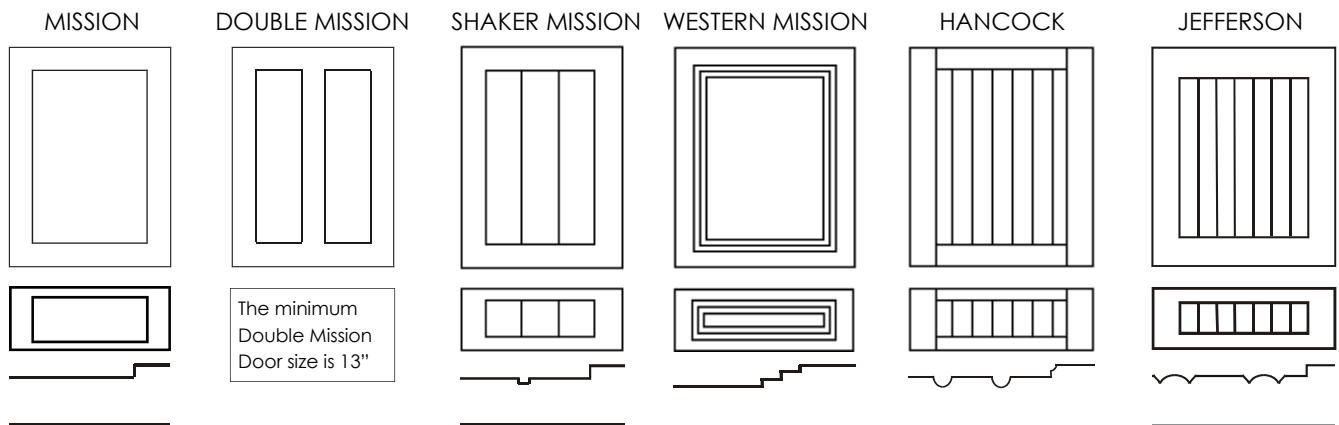
Contemporary Doors & Drawer Fronts (Continued)

Retail Pricing (per Sq Ft) Minimum 1 Sq Ft	RTF A	RTF B	RTF C	MDF	MDF W/ WHT MEL
Slab Doors	\$ 14.70	\$ 16.62	\$ 18.38	\$ 7.06	\$ 7.88
European, Flair, Savannah, Riviera, St. Augustine, and Palm Beach Doors	\$ 17.06	\$ 19.28	\$ 21.32	\$ 8.36	\$ 9.18
Hilton, Georgetown, and Sunrise Doors	\$ 20.70	\$ 23.40	\$ 25.88	\$ 10.82	\$ 11.64
Slab Drawer Fronts	\$ 14.70	\$ 16.62	\$ 18.38	\$ 7.06	\$ 7.88
European, Flair, Savannah, Riviera, St. Augustine, and Palm Beach Drawer Fronts	\$ 19.76	\$ 22.34	\$ 24.70	\$ 10.70	\$ 12.94
Hilton, Georgetown, and Sunrise Drawer Fronts	\$ 26.82	\$ 30.30	\$ 33.54	\$ 17.76	\$ 18.60

MDF & RTF Recessed Panel Doors & Drawer Fronts

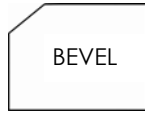
Recessed Panel Door and Drawer Fronts Styles

Door and Drawer Front Styles



Recessed Panel Outside Edge Profiles

Outside Edge Profiles

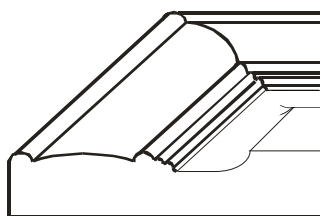


Retail Pricing (per Sq Ft) Minimum 1 Sq Ft	RTF A	RTF B	RTF C	MDF	MDF W/ WHT MEL
Mission Doors	\$ 22.78	\$ 25.74	\$ 28.48	N/A	\$ 12.80
Double Mission, Shaker Mission, and Western Mission Doors	\$ 24.08	\$ 27.20	\$ 30.10	N/A	\$ 14.10
Hancock and Jefferson Doors	\$ 25.36	\$ 28.66	\$ 31.70	N/A	\$ 15.40
Slab Drawer Fronts	\$ 14.70	\$ 16.62	\$ 18.38	N/A	\$ 7.88
Mission Drawer Fronts	\$ 29.50	\$ 33.34	\$ 36.88	N/A	\$ 22.00
Double Mission, Shaker Mission, and Western Mission Doors	\$ 30.80	\$ 34.80	\$ 38.50	N/A	\$ 23.30
Hancock and Jefferson Drawer Fronts	\$ 32.10	\$ 36.28	\$ 40.12	N/A	\$ 25.44

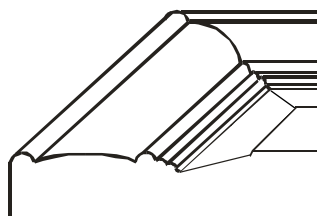
MDF & RTF Palmetto Series Doors & Drawer Fronts

Palmetto Doors and Drawer Front Styles

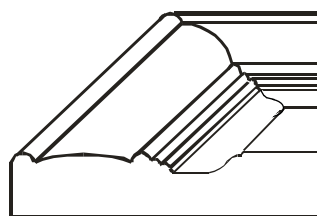
Door Styles



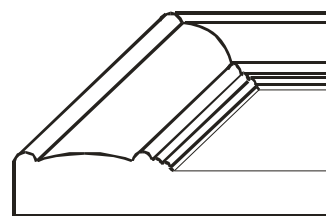
PALMETTO STANDARD



PALMETTO COLONIAL

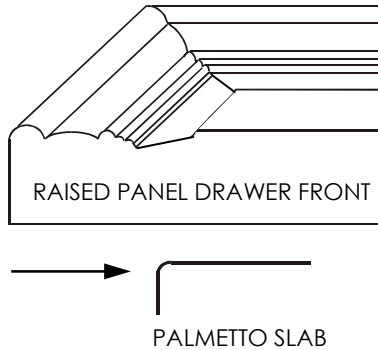


PALMETTO RICHMOND



PALMETTO RECESSED

Palmetto Series Drawer Front Styles



Minimums for Door and Drawer Fronts:


- Raised panel door - 9" wide and 9" high*
- Recessed panel door - 7 7/8" wide and 7 7/8" high*
- Raised panel drawer - 7 1/4" wide and 7 1/4" high*
- Recessed panel drawer - 6 1/8" wide and 6 1/8" high*

Single-lite frames are available as an option - multi-lite frames are not available.

Retail Pricing (per Sq Ft) Minimum 2 Sq Ft	RTF A	RTF B	RTF C	MDF	MDF W/ WHT MEL
Palmetto Doors	\$ 33.66	\$ 38.02	\$ 42.06	N/A	\$ 27.18
Slab Drawer Fronts	\$ 14.70	\$ 16.62	\$ 18.38	N/A	\$ 7.88
Palmetto Drawer Fronts	\$ 33.66	\$ 38.02	\$ 42.06	N/A	\$ 27.18

MDF & RTF Options

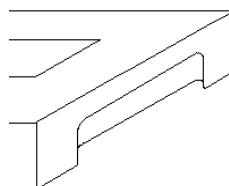
Hinge Boring



Hinge boring is available for the concealed hinges using the **Blum** boring pattern. (Standard bore is 79mm from top/bottom edge to center of hole, is with dowel holes, and is at a 3mm (frame) or a 6mm (frameless) offset (side edge to cup hole). **Boring charge is Retail Price \$3.60 per door.** Indicate boring location in the changes column on the order form (bore left or bore right).

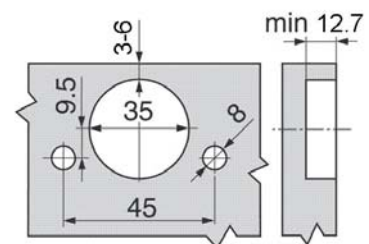
Finger Pulls

- ◆ Retail Price is \$4.00 per finger pull.
- ◆ Standard pull is 4" or 6" wide and centered.
- ◆ 1/2" high and 1/4" deep into the edge.
- ◆ Specify top or bottom edge when ordering.
- ◆ Non-standard pull sizes and locations - \$6.50 each.



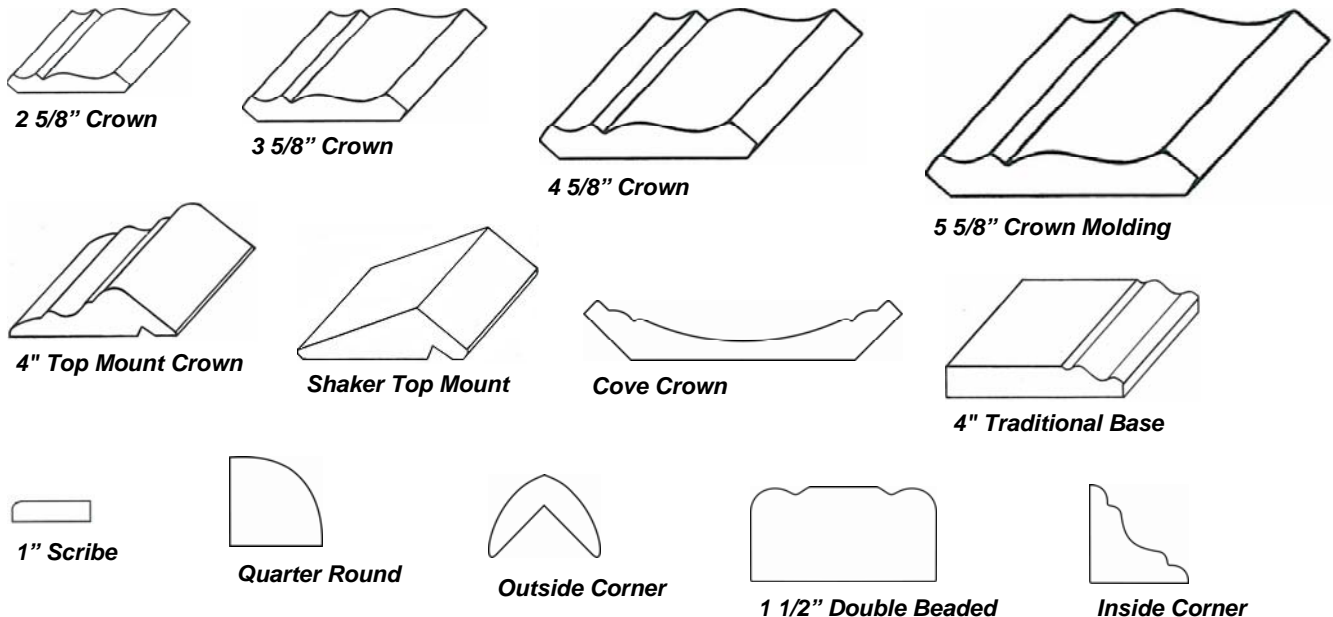
www.bccdoors.com

Hinge Boring Specs in mm:



MDF & RTF Moldings

Moldings are sold in 8 ft. lengths. All drawings are for illustration only and are not drawn to exact scale.

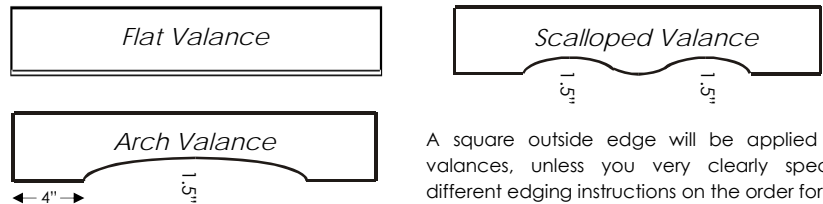


Retail Pricing (Sold in 8' Lengths Only)	RTF A		RTF B		RTF C		Unfinished MDF	
	Lin Ft	8 Ft Piece	Lin Ft	8 Ft Piece	Lin Ft	8 Ft Piece	Lin Ft	8 Ft Piece
2 5/8" Crown	\$ 4.88	\$ 39.04	\$ 5.25	\$ 42.00	\$ 5.49	\$ 43.92	\$ 3.50	\$ 28.00
3 5/8" Crown	\$ 5.09	\$ 40.72	\$ 5.72	\$ 45.76	\$ 5.99	\$ 47.92	\$ 3.82	\$ 30.56
4 5/8" Crown	\$ 5.57	\$ 44.56	\$ 6.23	\$ 49.84	\$ 6.84	\$ 54.72	\$ 4.29	\$ 34.32
5 5/8" Crown	\$ 6.07	\$ 48.56	\$ 6.86	\$ 54.88	\$ 7.59	\$ 60.72	\$ 4.56	\$ 36.48
4" Top Mount Crown	\$ 5.57	\$ 44.56	\$ 6.23	\$ 49.84	\$ 6.84	\$ 54.72	\$ 4.29	\$ 34.32
Shaker Top Mount Crown	\$ 5.57	\$ 44.56	\$ 6.23	\$ 49.84	\$ 6.84	\$ 54.72	\$ 4.29	\$ 34.32
Cove Crown	\$ 6.07	\$ 48.56	\$ 6.86	\$ 54.88	\$ 7.59	\$ 60.72	\$ 4.56	\$ 36.48
4" Traditional Base	\$ 6.07	\$ 48.56	\$ 6.86	\$ 54.88	\$ 7.59	\$ 60.72	\$ 4.56	\$ 36.48
1" Scribe	\$ 2.54	\$ 20.32	\$ 2.86	\$ 22.88	\$ 3.18	\$ 25.44	\$ 2.04	\$ 16.32
Quarter Round	\$ 2.75	\$ 22.00	\$ 3.11	\$ 24.88	\$ 3.45	\$ 27.60	\$ 2.54	\$ 20.32
Outside Corner	\$ 2.75	\$ 22.00	\$ 3.11	\$ 24.88	\$ 3.45	\$ 27.60	\$ 2.54	\$ 20.32
1 1/2" Double Beaded	\$ 2.75	\$ 22.00	\$ 3.11	\$ 24.88	\$ 3.45	\$ 27.60	\$ 2.54	\$ 20.32
Inside Corner	\$ 2.75	\$ 22.00	\$ 3.11	\$ 24.88	\$ 3.45	\$ 27.60	\$ 2.54	\$ 20.32

MDF & RTF Accessories

Valances

Please note: The arch rise is always 1 1/2" high in the center on both the Arch and Scalloped Valances. Drawings shown are not to scale, especially for longer valances. Custom design, including custom rise, must be requested, and is available for an additional fee.

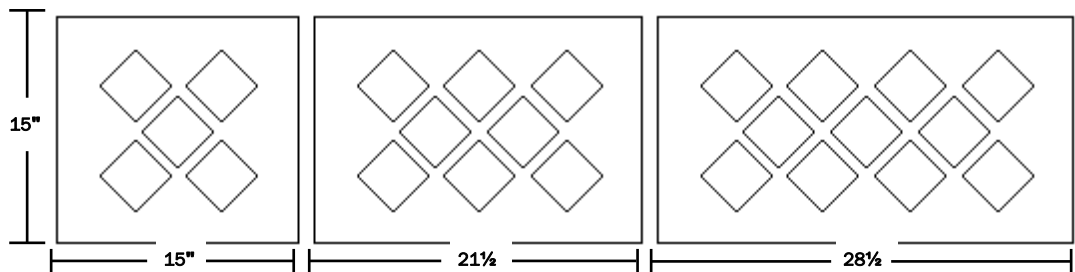


A square outside edge will be applied to valances, unless you very clearly specify different edging instructions on the order form.

Retail Pricing (per Sq Ft) Minimum 1 Sq Ft	RTF A	RTF B	RTF C	MDF	MDF W/ WHT MEL
Flat Valance	\$ 14.70	\$ 16.62	\$ 18.38	\$ 7.06	\$ 7.88
Arch or Scalloped Valance	\$ 28.71	\$ 32.47	\$ 35.89	\$ 19.12	\$ 21.47

Bottle Racks

- ◆ Sold in pairs, priced per piece.
- ◆ 3 1/2" openings.
- ◆ Minimum sizes shown. Custom sizes will add to rails & stiles (Minimum 2" rails & stiles.)



Retail Pricing (per Sq Ft) Minimum 1 Sq Ft	RTF A	RTF B	RTF C	MDF	MDF W/ WHT MEL
5 Openings	\$ 28.69	\$ 32.40	\$ 35.85	\$ 19.08	\$ 21.08
8 Openings	\$ 31.18	\$ 35.23	\$ 38.97	\$ 19.84	\$ 21.46
11 Openings	\$ 33.69	\$ 38.04	\$ 42.08	\$ 22.33	\$ 23.58

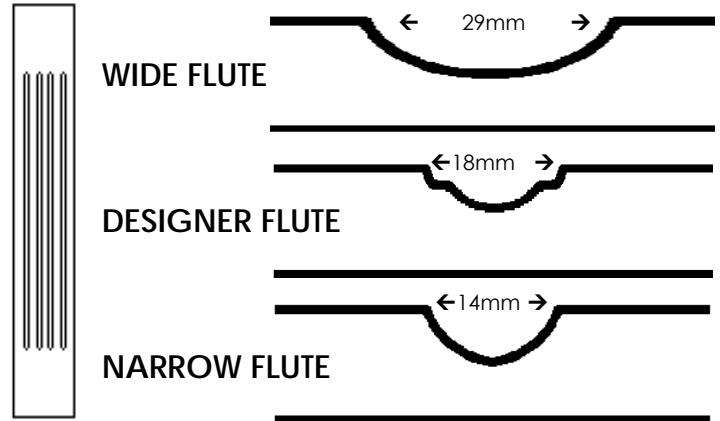
RTF Material "Off the Roll"

RTF material is available in all of our colors "off the roll" for refacing or other applications. Order the number of linear feet you require. Your price will be computed based on the square footage of your purchase. Different colors

Retail Pricing (per Sq Ft)	RTF A	RTF B	RTF C
RTF Material Off the Roll	\$ 2.11	\$ 2.38	\$ 2.62

Fluted Accent Pieces

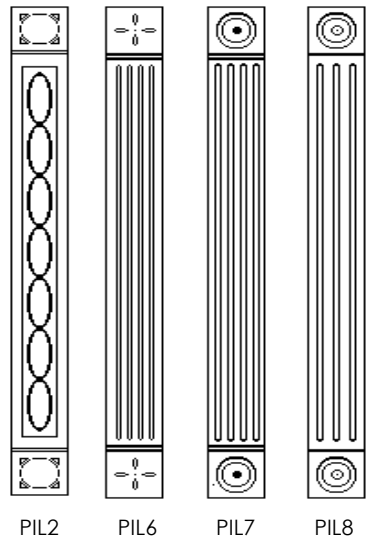
- ◆ When ordering Fluted Accent Pieces you must specify type of flute, # of flutes per piece, and the size of top and bottom rails.
- ◆ The size of the flute must remain as specified in the drawings shown.
- ◆ A square outside edge will be applied, unless very clearly specified!
- ◆ Maximum size - 48" x 96"
- ◆ Minimum sizes – Wide Flute: 4" w x 6" h & 2 flutes, Designer Flute: 4" w x 6" h & 3 flutes, Narrow Flute: 2 3/4" w x 6" h & 3 flutes.



Retail Pricing (per Sq Ft) Minimum 1 Sq Ft	RTF A	RTF B	RTF C	MDF	MDF W/ WHT MEL
Fluted Accent Pieces	\$ 28.71	\$ 32.40	\$ 35.85	\$ 19.08	\$ 21.46

Pilasters

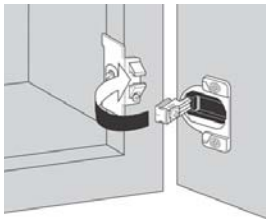
- ◆ Square outside edges.
- ◆ Pilaster designs are 3" or 4" wide by a maximum of 96" long.
- ◆ PIL2 height must be ordered in 2" increments (12", 14", 18", 20"...92",94",96").



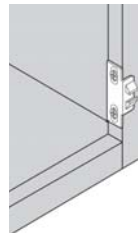
Retail Pricing (per Sq Ft) Minimum 1 Sq Ft	RTF A	RTF B	RTF C	MDF	MDF W/ WHT MEL
Pilasters	\$ 28.71	\$ 32.40	\$ 35.85	\$ 19.08	\$ 21.46

Hardware

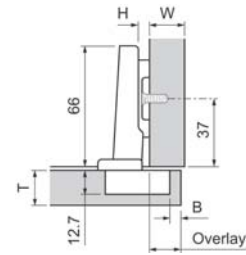
Retail Pricing			
Description	Notes	Part Number	Price Each
Hinge - Compact 33 - 110 Degree	Face Frame Applications	33.3630	\$ 4.74
Mounting Plate - Compact 33 - 1/2" Overlay	Face Frame Applications	130.1100.23	\$ 2.38
Hinge - Inserta Clip - 120 Degree Self	Frameless Applications	71T5590B	\$ 6.22
Mounting Plate - Inserta Clip - Cruciform	Frameless Applications	175H7130	\$ 3.08
Mounting Plate - Inserta Clip - Face Frame Adapter	Face Frame Applications	175H6030	\$ 3.40
Blumotion Door Soft Closer	Use with Inserta Clip Hinge Only	973A0500.01	\$ 5.61
Cover Caps - White	Covers Unused Hinge Holes	33006030	\$ 1.52
Drawer Front Adjuster	(2) Required for each Drawer Front	29510012	\$ 1.24
Wood Screws - #6 x 5/8"	Pack of 1,000	MP106058180	\$ 33.52



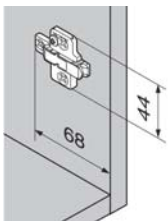
Compact 33 Hinge



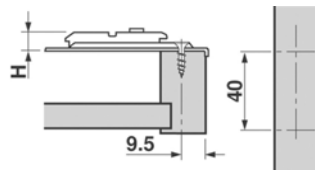
Compact 33 Plate



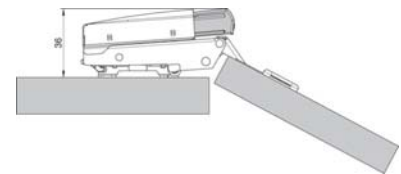
Inserta Clip Hinge



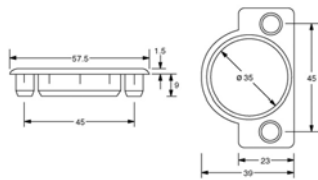
Mounting Plate - Cruciform



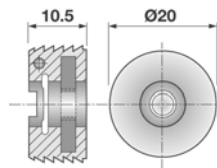
Mounting Plate - Face Frame Adapter



Blumotion Door Soft Closer



Cover Cap - White



Drawer Front Adjuster



Pack of 1,000

Wood Screws

Solid Wood Product Information

Warranty

Solid wood products that are manufactured and/or sold by Brushy Creek Custom Doors are warranted against defects in the manufacturing process for a period of 1 year from the date of the original invoice. Complete warranty information, including all terms and conditions, is contained in our Warranty Certificate that is available via download from our website: www.bccdoors.com or via mail by contacting a customer service representative.



Solid Wood Materials

We take great pride in the wood doors and drawer fronts we are able to offer you. The finest quality solid woods that are available in the industry are used in the manufacturing process. However, you must keep in mind that wood is a natural product, with colors, grain variations, and mineral streaking within each board. All pieces of wood that we put into our products are selected for the best color and grain-match on the face. The back of doors & drawer fronts will not be selected for color and will not be grain matched.



Wood Species

The wood species that are stocked are shown on the price listing. Other species may be available with extended lead times. Contact our sales department with any special requests and for a quotation.

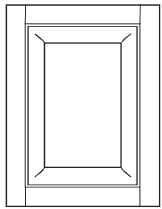


- *12 Different Wood Species Stocked*
- *Wide Variety of Styles, Panel Profiles, & Edges*
- *Fast Turn Around Times*

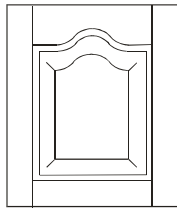
Solid Wood Doors & Drawer Fronts

Step #1: Choose your door or drawer front style

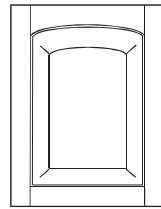
Door Styles



SQUARE

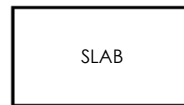


CATHEDRAL



ARCH

Drawer Front Styles




SLAB



5-PIECE

Step #2: Choose your rail & stile profile


Rail & Stile Profiles



BEADED



TRIPLE BEAD



SHAKER

Step #3: Choose your panel profile

Panel Profiles



STANDARD



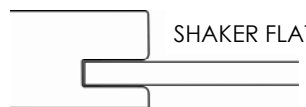
RICHMOND



COLONIAL



WILLIAMSBURG



SHAKER FLAT



BEADED FLAT

Step #4: Choose your outside edge profile

Outside Edge Profiles



SQUARE



EASEOVER



1/4 ROUND OVER



1/4 ROUND W/ STEP



OGEE



CLASSIC



COVE

Step #5: Choose your wood species

Pricing may change with the market costs. Please feel free to call for current quote.

RETAIL PRICE LIST	Paint Grade Maple	Beech, Ash, Maple, Red Oak, Clear Pine, Knotty Pine	Alder, Knotty Alder	Cherry, Rustic Cherry	Hickory
Doors					
Square Raised Panel	\$67.00	\$71.00	\$76.00	\$95.00	\$82.00
Cathedral Raised Panel	\$70.00	\$75.00	\$80.00	\$99.00	\$86.00
Arch Raised Panel	\$73.00	\$77.00	\$82.00	\$101.00	\$88.00
Square Shaker Flat Panel	\$60.00	\$62.00	\$68.00	\$86.00	\$73.00
Cathedral Shaker Flat Panel	\$62.00	\$64.00	\$70.00	\$89.00	\$75.00
Arch Shaker Flat Panel	\$62.00	\$64.00	\$70.00	\$89.00	\$75.00
Square Beaded Flat Panel	\$62.00	\$64.00	\$70.00	\$89.00	\$75.00
Cathedral Beaded Flat Panel	\$64.00	\$67.00	\$72.00	\$91.00	\$78.00
Arch Beaded Flat Panel	\$64.00	\$67.00	\$72.00	\$91.00	\$78.00
Single-Lite Frames					
Square Frame	\$67.00	\$71.00	\$76.00	\$86.00	\$78.00
Cathedral Frame	\$70.00	\$75.00	\$80.00	\$89.00	\$81.00
Arch Frame	\$70.00	\$75.00	\$80.00	\$89.00	\$81.00
6-Lite Mullion Square Frame	\$188.00	\$188.00	\$193.00	\$221.00	\$199.00
6-Lite Mullion Cathedral Frame	\$210.00	\$210.00	\$215.00	\$243.00	\$221.00
6-Lite Mullion Arch Frame	\$210.00	\$210.00	\$215.00	\$243.00	\$221.00
Drawer Fronts					
Slab Drawer Front	\$23.00	\$25.00	\$26.00	\$43.00	\$37.00
5-Piece Drawer Fronts	\$38.00	\$42.00	\$45.00	\$69.00	\$60.00

How to calculate pricing:

- ◆ Base prices shown above are per piece up to 18" wide X 32" high.
- ◆ Add \$2.75 per linear inch to the base price for oversize inches in width & height.
- ◆ Non-standard rails or stiles are available for an additional charge of \$10 per piece.
- ◆ Special edging (1, 2, or 3 sides only) is available for an additional charge of \$10 per piece.

Specifications:

- ◆ All doors and drawer fronts are 3/4" thick. Standard rails and stiles are 2 1/2" wide on doors. Raised and flat panel drawer fronts have standard 1 1/2" wide rails.
- ◆ Doors and drawer fronts are manufactured to within +/- 1/16" of the size that you order.
- ◆ Door and drawer front minimum sizes: 6 1/4" wide x 6 1/4" high
- ◆ Door and drawer front maximum sizes: 26" wide x 96" high
- ◆ Frames are available with glass installed inside the mullions or without glass and routed on the back to receive your glass. Please specify your choice.



Brushy Creek Custom Doors

Cabinet Doors - Drawer Fronts - Moldings - Accessories

Mailing Address:

P.O. Box 1348

Greer, South Carolina 29652-1348

Physical Plant Address:

3383 Brushy Creek Road

Greer, South Carolina 29650